

The background of the image consists of several horizontal, overlapping brushstrokes of teal and blue watercolor paint on a light-colored, textured paper. The strokes vary in intensity and saturation, creating a layered, artistic effect.

SCENE WORK
ROUND ROBIN

SCENE WORK PROJECT DESCRIPTION

YOUR JOB: *In pairs or trios, analyze a script, rehearse a scene, and perform a scene with strong characters and clear given circumstances. Your group and scene script will be assigned by Ms. Llewellyn.*

Rubric

A1 Groups

A2 Groups

F1 Groups

F2 Groups

Performance Dates

A1- Mon. Nov 27th

A2- Weds. Nov 29th

F1- Tues. Nov 28th

F2- Weds. Nov 29th

DO NOW

Make a circle with your chairs


Get a notecard from Ms. Llewellyn

On the card, write a question you can ask someone to get to know them.

Examples:

- What is your biggest fear?
- What is your favorite childhood memory?
- Can you describe your favorite meal?

I NEED...



AGENDA

1. Do Now
2. Round Robin
Get to Know You
3. Stage
Opening
Moment
4. Game

OBJECTIVES

- Envision and describe a scripted character's inner thoughts and objectives related to the given circumstances in a theatrical work.
- Generate contextual ideas for a character beyond what is given in the script (e.g., a character's backstory, attitudes, likes, and dislikes).

CHARACTER ROUND ROBIN

1. **Introduce yourself** to the person across from you as **YOUR CHARACTER**
2. **Ask your question.**
3. The other person should **respond to the question** **IN CHARACTER**





This is Kevin.

His character's name is Bob

Hi, my name is Bob.

What is your favorite meal?

That's awesome! Sounds like you are close with your mom.

My 10th birthday I got to tour an ambulance. That was when I realized I wanted to be a nurse. That is my job now.

Hi, my name is Max.

My favorite meal is steak and mashed potatoes. My mom makes it for my birthday every year, so it is very special to me.

I am! What is your favorite birthday memory?



This is Luke.

His character's name is Max

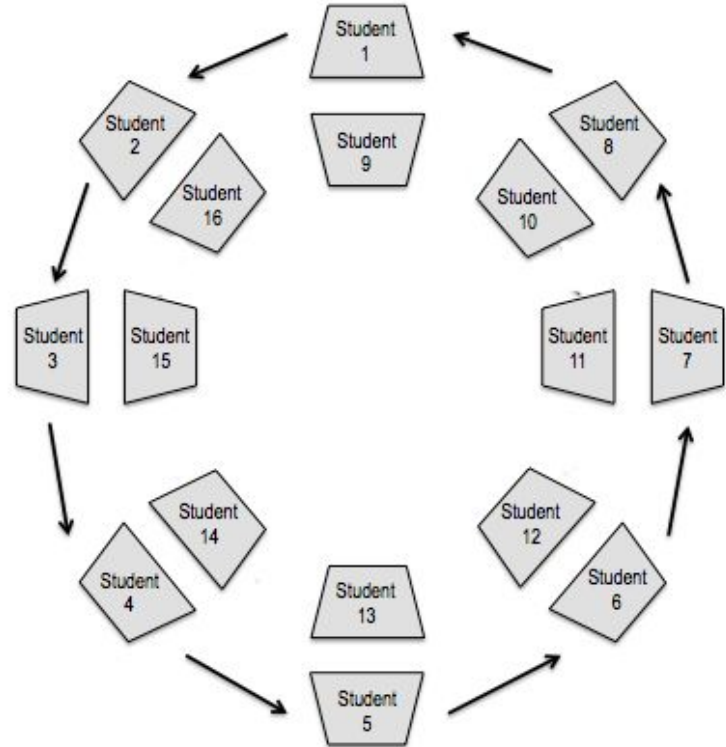
WHAT IF MY SCRIPT DOES NOT HAVE THE ANSWER?

- ▶ Use context and your imagination to make it up!
- ▶ Choose an answer that works best for your character.
 - Example: If your character is a villain, maybe you will choose red as their favorite color because it represents evil.

On the second notecard, you are writing down two things you learn about your character along the way!

HOW THE CIRCLES WORK

- ▶ When you hear the doorbell...
 - Outside people stand up
 - Outside people move one seat to the right
 - Everyone repeats the process with the new person across from them.
 - Approx 1 minute per round

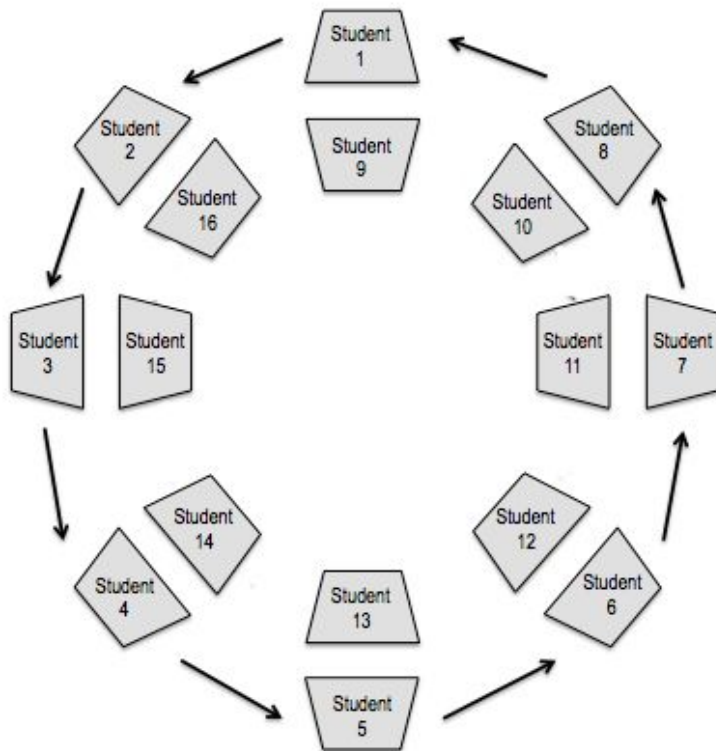


WHAT IF WE FINISH BEFORE THE TIME IS UP?

- ▶ Ask another question!
- ▶ Give the answer to the question that you asked.
- ▶ Ask about the other person's script.
- ▶ Tell them about your script IN CHARACTER.

ROUND ROBIN SUMMARY

- ▶ Ask Get to Know You Questions
- ▶ **Answer your questions IN CHARACTER.**
- ▶ Every time the doorbell rings, we switch partners.
- ▶ Write down answers about YOUR character on the second notecard.



OPENING MOMENT

- We learned about the opening moment with Blank Scenes.
- **This is a staged moment BEFORE the script begins, without lines, that helps give context to the scene.**
- This is where you get to use your imagination to help build the world of your play (like during the round robin!)
- When you finish your opening moment, find Ms. Llewellyn so she can pair you with another group to pair and share.

A GOOD OPENING MOMENT...

- ▶ Reveals the **SETTING** of the scene
- ▶ Introduces us to the characters
- ▶ Hints to the **CONFLICT** of the scene.

Like the get to know you exercise, use your imagination to think:
What happens right before the scene begins?

DUE BY THE END OF CLASS

- ▶ **Stage your opening moment.** Make sure it:
 - Reveals the setting
 - Introduces the characters
 - Hints to the conflict
- ▶ **Pair and Share**
- ▶ **Finished?** Continue staging the rest of your scene today.